



Subtech 22 Stan Tug 1606 tug boat

Data sheet

General

Type of vessel	Tug Boat
Basic functions	Towing, Mooring, Pushing, Survey Operations
Builder	DAMEN Shipyards Changde
Place	China
Build date	2018
Delivery date	2018
Classification	Bureau Veritas Hull MACH Tug Coastal Area w/ Tonnage Cert.
Hull material	Steel

Boat registry

Ship's name	Subtech 22
BV Registration number	28005S
Official number	12233
Flag	Saudi Arabia
Yard	503194

Dimensions and weight

Gross Tonnage 69	53 tons
Net Tonnage 69	42 tons
Deadweight	20 tons
Overall length	16.76 m
LPP	16 m
Breadth	5.52 m
Depth	2.55 m
Draught	1.93 m
Displacement	90 tons

Tank capacity

Fuel oil	14.5 m ³
Fresh water	1.1 m ³
Sewage	0.7 m ³
Bilge water / sludge	0.5 m ³

Performance

Bollard pull ahead	16.4 tons
Speed	11.4 knots

Propulsion system

Main engines	2x Caterpillar C18 TA B
Total power	894 kW (1214 bhp) at 1800 rpm
Gearboxes	2x Reintjes WAF 264L 4.5:1
Propellers	2x Kaplan II Fixed Pitch Propellers
Nozzles	2x 1350 mm Van de Giessan "Optima" w/ Stainless Steel Innerrings
Rudders	2x Streamlined Double Plates
Steering gear	Powered Hydraulic 2x 45°, w/ Rudder Indicators

Deck layout

Anchors	2x 80 kg Pool (High Holding Power)
Chain	100m Shortlink, 12.5mm diameter
Anchor winch	Electrical for One Anchor
Towing hook	Mampaey Disc Type, SWL 250 kN/25 ton
Life raft	On Top Deck
Push bow	Cylindrical Rubber Fender 380mm Dia.
Liferaft	On Top Deck
Fendercare	Continuous Rubber D-Fender around Hull 200 x 200 mm
Scantlings	Hull 10mm, Sheerstrake 20 mm

Nautical and communication equipment


Searchlight	Pesch 250W
Horn	Electric, Ebuki E90
Radar	Furuno FR-8062
Compass	Anschuetz Standard 22 Compact
Gyro compass	Anschuetz Standard 22 Compact
GPS	Furuno GP-32
Echosounder	Furuno LS-6100
VHF	Sailor Compact 6248

Accommodation

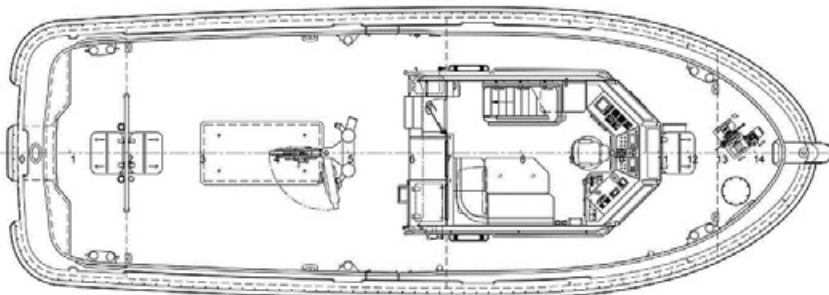
Heated and fully air-conditioned	Wheelhouse, Store Room
Facilities	Gallery, Sanitary

Auxiliary equipment

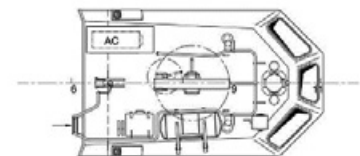
Generator set	Caterpillar C2.2 NA, 230/400 V, 20.3 kVA, 50 Hz
Alternator 24 V	2x Main Engine Driven
Battery sets	2x 24V 200 Ah w/ Changeover, 1x 24V 80 Ah
Alarm system	Engines, Gearboxes, Bilge Alarm and Fire Detection Engine Room
Bilge / general service pump	Electrically Driven, Sterling SIHI VWSI 5013, 15 m ³ /h
Fuel oil system	Duplex filters, Water Separator, SOS Valve
Cooling system	Closed Cooling System
Water system	Electrically Driven Fresh Water Hydrophore 24V
Fresh water heater	230V, 30 liter
Sewage system	Sani-Loo, MF Series, 900 l/h
Ventilation	Mechanical Ventilation in Engine Room, 10.500 m ³ /h
Fixed internal FiFi	Novec



Main deck



Top deck



Below Main deck

